


# Guide to MLA Resources in Print and Online



## MLA Handbook for Writers of Research Papers

Now in its sixth edition, the MLA Handbook for Writers of Research Papers is the definitive guide to MLA style.

**Pros:** Authoritative, includes instruction on how to cite most resources, explains how to use quotes and in-text citations, includes suggestions for note-taking, explains how to properly format research papers.

**Cons:** Can be hard to find exactly what you're looking for, does not address some rare citation situations.

**THE OWL AT PURDUE**  
Help Improve OWL: Click here to participate in the OWL Usability Study

OWL Family of Sites > The OWL at Purdue > MLA Formatting and Style Guide: In-Text Citations

**OWL MATERIALS**  
From the OWL resource MLA Formatting and Style Guide

This resource was written by Jennifer Liethen Kunka and Joe Barbato; additional revision by Dave Neyhart and Erin E. Karper. Additional material by Kristen Seas. Last full revision by Karl Stolley and Kristen Seas. Last edited by Allen Strzes on February 26th 2009 at 4:47PM

**In-Text Citations: The Basics**  
Guidelines for referring to the works of others in your text using MLA style is covered in chapter six of the MLA Handbook and in chapter seven of the MLA Style Manual. Both books provide extensive examples, so it's a good idea to consult them if you want to become even more familiar with MLA guidelines or if you have a particular reference question.

**Basic In-Text Citation Rules**  
In MLA style, referring to the works of others in your text is done by using what's known as parenthetical citation. Immediately following a quotation from a source or a paraphrase of a source's ideas, you place the author's name followed by a space and the relevant page number(s).

## The OWL at Purdue

Purdue University's online MLA formatting and style guide, found at: <http://owl.english.purdue.edu/owl/resource/557/01/>

**Pros:** Free, authoritative, includes most information contained in MLA Handbook for Writers of Research Papers.

**Cons:** Can be hard to navigate, and easy to accidentally land on APA style pages without realizing it. Some rare citation situations are not included in this resource.

w.osu.edu Help Campus map Find people Webmail Search

Libraries **Guides and Tools**

About OSU Libraries Learn Off-campus Sign-in My Record Help

How Do I... Cite Resources?  
**MLA Citation Guide**  
(Practice with the [Interactive online tutorial](#) from Eastern Washington University)

**Introduction**  
This guide is based on the MLA Handbook for Writers of Research Papers, 6th ed. (Modern Language Association, 2003).  
Cited items are listed alphabetically at the end of the research paper. Parenthetical citations are for items referred to in the body of the paper.  
For additional examples, please refer to the MLA Handbook, available in the Reference Collections in Ackerman Library, Law Library, Sullivant Library, and other Ohio State University Libraries. (LB 2369 G53 2003)  
[Top of Page!](#)

**Book**  
(one author)

ography:

## Ohio State University MLA Citation Guide

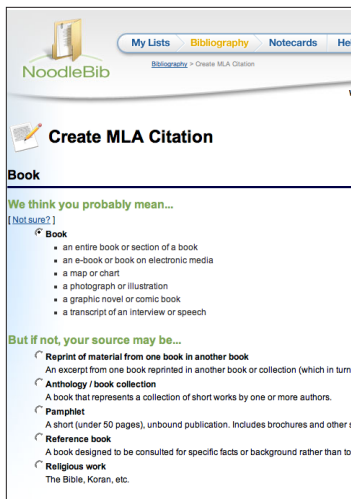
Found at: <http://library.osu.edu/sites/guides/mlagd.php>

**Pros:** Free, authoritative, easy to navigate, includes examples of parenthetical references under each citation.

**Cons:** Does not include much of the information about formatting or quoting that other resources do.

**Flip the page for online citation tools**

# Online Citation Tools

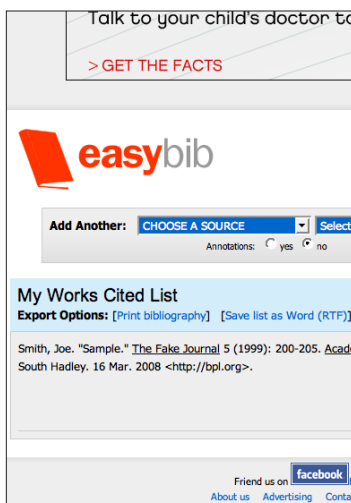


## NoodleBib <www.noodlebib.com>

This online tool builds your MLA works cited list or bibliography by asking you a series of questions and providing a blank for you to fill in. Then, your list will be automatically generated and available in MS Word Format.

**Pros:** Authoritative, very easy to use, generates accurate citations that require very little editing, ad-free.

**Cons:** Requires a paid subscription (\$4.00 for six months, \$8.00 for a year)

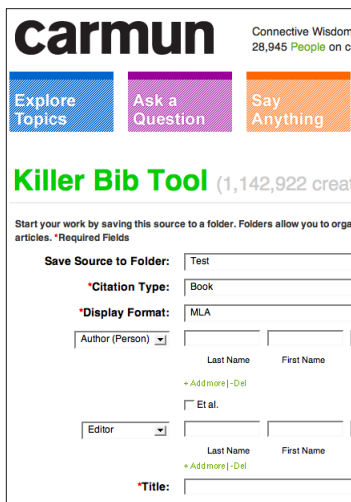


## EasyBib <www.easybib.com>

This online tool builds your MLA works cited list or bibliography by asking you a few questions and providing a blank for you to fill in. Then, your list will be automatically generated and available in MS Word Format.

**Pros:** Free, easy to access, easy to use.

**Cons:** Requires user to pay careful attention to the online form and questions, some citations require editing, lots of ads on site.



## Carmun's Killer Bib Tool <www.carmun.com>

This is an online form-based tool where you just fill in the blanks.

**Pros:** Free, authoritative, easy to navigate, includes examples of parenthetical references under each citation.

**Cons:** Requires user to pay careful attention to the online form and questions, some citations require minor editing. The Killer Bib Tool is part of Carmun's larger social networking site for students.

These are just a few of the MLA guides and tools that are available. Your teacher may have one to suggest, or you may have one that you already use. If you have any questions, come to the library and ask!